

Church Reports Section

District Assembly Handbook
2022 - 2023

A PLACE OF HOPE



Church Information

Pastor:

Keven Wentworth

Start Date

08/20

Church Address

413 South Bois D'Arc St.,
Forney, TX, 75126

Church Mailing Address

15066 Rutledge Ln., Forney, TX,
75126

Church Phone

937-672-0119

AVERAGE WORSHIP
ATTENDANCE

42

NEW NAZARENES

2

AVERAGE NDI
ATTENDANCE

3

CHURCH INCOME

\$20,862.00

FUNDING THE MISSION

WEF

109%

EDU

100%

P&B

100%

DIST

99%

Reporting Year	Membership	Average Worship Attendance	Baptisms	New Nazarenes	Church Income	WEF Paid	P&B Paid	Edu / SNU Paid	District Mission	Allocations Paid
2023	2	42	0	2	\$20,862	1189	443	443	1082	N
2022	0	14	0	0	\$24,485	1433	587	587	1435	Y
2021	0	13	0	0	\$28,314	1477	604	620	2684	Y

ATHENS



Church Information

Pastor:

John Micheal Cash

Start Date

08/10

Church Address

509 ROBBINS RD

Church Mailing Address

PO Box 787 Athens TX 75751

Church Phone

(903) 675-1415

Church Website

www.athenstxnaz.org

AVERAGE WORSHIP
ATTENDANCE

87

NEW NAZARENES

16

AVERAGE NDI
ATTENDANCE

50

CHURCH INCOME

\$16,078.00

Please tell us how your church is reaching out "beyond the walls" of your church. And how are you interacting with your community?

We continue to actively support the ministries that were created by our Church, and together with other denominations to serve the Community in Athens. The Soup Kitchen, The Rehab House, The Homeless Needs Project and the Ark College Fellowship, all are vital to our city and city officials have expressed their thanks and co-operation and support as needed. Our Church Building has been a source of use to organizations such as the child protective services (CPS) and elderly citizens (TOPS) and other organizations as needed. Our neighborhood ministries have resulted in some local needs and struggles to be met. People see Jesus at work in our Church Family. We are the light on this corner of Athens (all to His glory, not ours) We serve outside the Church more than being inside the building. We do not operate as a business, but we are always about "His" business. We are grateful to have achieved much with very little finances this year.

FUNDING THE MISSION

WEF

103%

EDU

102%

P&B

102%

DIST

181%

Reporting Year	Membership	Average Worship Attendance	Baptisms	New Nazarenes	Church Income	WEF Paid	P&B Paid	Edu / SNU Paid	District Mission	Allocations Paid
2023	75	87	4	16	\$16,078	864	350	350	1522	Y
2022	151	77	5	12	\$47,630	2467	1077	1077	2630	N
2021	143	60	5	22	\$53,386	2765	1137	1137	2779	N

BONHAM COMMUNITY



Church Information

Pastor:

Tony Whitehead

Start Date

June 2018

Church Address

347 FM 273 Bonham, TX 75418

Church Mailing Address

PO Box 442 Bonham TX 75418

Church Phone

(228) 563-0423

Church Website

www.bonhamcommunity.org

AVERAGE WORSHIP
ATTENDANCE

28

NEW NAZARENES

5

AVERAGE NDI
ATTENDANCE

29

CHURCH INCOME

\$69,790.00

Please tell us how your church is reaching out "beyond the walls" of your church. And how are you interacting with your community?

We are very excited. Our "Prom Dress project", Faith and Formals, has taken a leap forward. We have partnered with the schools in the area, and with several ladies around the area to promote and extend the reach of this ministry. We have served the local biker community through our motorcycle ministry & "The Fallen Rider Fund" started 3 years ago. We are also participating in community events in an effort to "open doors" for ministry in the lives of people around our community.

FUNDING THE MISSION

WEF

0%

EDU

91%

P&B

91%

DIST

85%

Reporting Year	Membership	Average Worship Attendance	Baptisms	New Nazarenes	Church Income	WEF Paid	P&B Paid	Edu / SNU Paid	District Mission	Allocations Paid
2023	34	28	1	5	\$69,790	0	1431	1431	3283	N
2022	29	24	1	1	\$73,627	0	1319	1319	3222	N
2021	36	30	0	15	\$94,114	0	1649	1649	4028	N

BRUTON TERRACE



AVERAGE WORSHIP
ATTENDANCE

75

NEW NAZARENES

5

AVERAGE NDI
ATTENDANCE

47

CHURCH INCOME

\$102,244.00

Church Information

Pastor:

Marlene James

Start Date

05/12

Church Address

8851 Bruton Rd. Dallas, TX
75217

Church Mailing Address

PO BOX 170608 Dallas, TX
75217

Church Phone

(214) 388-6787

Church Website

www.btcnchurch.com

Please tell us how your church is reaching out "beyond the walls" of your church. And how are you interacting with your community?

We continue to distribute groceries to the community. We have opened our fellowship to a community basketball team for practice. We are involved in the Pleasant Grove Ministerial Alliance as well as our Church is represented on both Parkland and Baylor Hospital Community boards. We had our drive through prayer open to the community as well as during our parking lot food distribution and we offer prayer to those who come to receive groceries through our compassionate ministries. We now have a Spanish Church using our facility on Sunday mornings for worship service and they are also involved in our Saturday parking lot grocery distribution which helps us to better communicate with our Spanish speaking community. We offer group sessions such as Exploring Guilt and Shame, Spiritual Reconnect and Exploring Grief and Loss. Once every other month we have a representative to speak via zoom on different medical issues that affect our communities in an effort to better understand these illnesses and how they affect our lives.

FUNDING THE MISSION

WEF

110%

EDU

106%

P&B

106%

DIST

106%

Reporting Year	Membership	Average Worship Attendance	Baptisms	New Nazarenes	Church Income	WEF Paid	P&B Paid	Edu / SNU Paid	District Mission	Allocations Paid
2023	230	75	12	5	\$102,244	5864	2305	2305	5636	Y
2022	227	44	0	0	\$84,408	5152	1967	4806	8738	Y
2021	230	62	0	0	\$100,171	5945	2414	2414	5899	Y

BUILDING THE KINGDOM COMMUNITY



Church Information

Pastor:

Victor Jackson

Start Date

00/00

Church Address

308 E Beltline Rd. Cedar Hill, TX
75104

Church Phone

(972) 291-4837

Church Website

www.bkcconline.com

AVERAGE WORSHIP
ATTENDANCE

280

NEW NAZARENES

6

AVERAGE NDI
ATTENDANCE

70

CHURCH INCOME

\$66,738.00

FUNDING THE MISSION

WEF

74%

EDU

80%

P&B

80%

DIST

80%

Reporting Year	Membership	Average Worship Attendance	Baptisms	New Nazarenes	Church Income	WEF Paid	P&B Paid	Edu / SNU Paid	District Mission	Allocations Paid
2023	340	280	2	6	\$66,738	2624	1160	1160	2833	N
2022	335	35	4	16	\$20,775	290	333	333	1121	N
2021	320	75	2	10	\$75,000	0	620	620	1513	N

CARROLLTON



Church Information

Pastor:

Sean O'Connor

Start Date

00/00

Church Address

1529 E. Hebron Pkwy Carrollton,
TX 75010

Church Phone

(469) 678-0238

Church Website

cnaz.org

AVERAGE WORSHIP
ATTENDANCE

73

NEW NAZARENES

3

AVERAGE NDI
ATTENDANCE

94

CHURCH INCOME

\$184,755.00

FUNDING THE MISSION

WEF

115%

EDU

112%

P&B

108%

DIST

108%

Reporting Year	Membership	Average Worship Attendance	Baptisms	New Nazarenes	Church Income	WEF Paid	P&B Paid	Edu / SNU Paid	District Mission	Allocations Paid
2023	276	73	0	3	\$184,755	11043	4228	4428	10324	Y
2022	277	55	0	2	\$167,704	10659	3773	3773	7679	N
2021	282	52	0	0	\$176,087	10314	3972	3972	9704	Y

CASA DE ORACION



Church Information

Pastor:

Hermes Cayalo Cossio

Start Date

5/15

Church Address

907 Epenard St. Dallas Tx 75211

Church Phone

(214) 609-8442

AVERAGE WORSHIP
ATTENDANCE

57

NEW NAZARENES

10

AVERAGE NDI
ATTENDANCE

56

CHURCH INCOME

\$70,722.00

Please tell us how your church is reaching out "beyond the walls" of your church. And how are you interacting with your community?

Con la gracia y bendición de Dios, Casa de Oración se está extendiendo fuera de sus muros con una visión de multiplicación. Multiplicamos discípulos, para que interactuen en sus relaciones cotidianas con la gente de sus lugares de vivienda y trabajos, invitándolos a integrarse en grupos VIDA. Multiplicamos obreros para que prediquen la Palabra en el Metro Plex de Dallas y donde Dios les impulse; en la actualidad tenemos seis estudiantes regulares y comprometidos formándose en el IEM. Multiplicamos nuevas iglesias, donde Dios con su amor y misericordia nos va guiando; tenemos un equipo misionero, liderado por la Rev. Juana Quiroga, enfocado en el desarrollo de la nueva iglesia que iniciamos este año en Sabinas - Coahuila, México. Dios es siempre Bueno y Fiel. Alabado sea Él!!!

FUNDING THE MISSION

WEF

109%

EDU

98%

P&B

97%

DIST

192%

Reporting Year	Membership	Average Worship Attendance	Baptisms	New Nazarenes	Church Income	WEF Paid	P&B Paid	Edu / SNU Paid	District Mission	Allocations Paid
2023	88	57	4	10	\$70,722	4033	1462	1482	7059	N
2022	86	50	0	14	\$66,553	3963	1497	1496	3658	Y
2021	82	62	0	0	\$48,203	2656	1085	1085	2650	Y

CATALYST ROWLETT



Church Information

Pastor:

Marshall "JR" Forasteros

Start Date

09/14

Church Address

7200 Princeton Rd. Rowlett, TX
75089

Church Mailing Address

PO BOX 718 Rockwall, TX
75087

Church Phone

(214) 494-9833

Church Website

www.catrow.org

AVERAGE WORSHIP
ATTENDANCE

46

NEW NAZARENES

0

AVERAGE NDI
ATTENDANCE

26

CHURCH INCOME

\$118,553.00

Please tell us how your church is reaching out "beyond the walls" of your church. And how are you interacting with your community?

This has been a big year for Catalyst. Our virtual congregation has grown substantially - we now have congregants in nearly a dozen states. Locally, our pastor continues to serve as a volunteer in our city government and several of our members work to ensure just and equitable education in our local ISDs. Additionally, we have welcomed a Spanish-immersion preschool into our building. None of these were planned, which just goes to show that when we remain open to what God is doing, we'll never run out of good work to do!

FUNDING THE MISSION

WEF

0%

EDU

0%

P&B

0%

DIST

0%

Reporting Year	Membership	Average Worship Attendance	Baptisms	New Nazarenes	Church Income	WEF Paid	P&B Paid	Edu / SNU Paid	District Mission	Allocations Paid
2023	8	46	0	0	\$118,553	0	0	0	0	N
2022	10	53	0	0	\$157,498	0	0	0	0	N
2021	12	84	0	0	\$145,077	0	953	953	2330	N

COMMERCE BREAD OF LIFE



Church Information

Pastor:

David Lay

Start Date

04/15

Church Address

301 St. Hwy 224

Church Mailing Address

Different Church Mailing
Address

Church Phone

(903) 886-1515

Church Website

www.commercenazarene.org

AVERAGE WORSHIP
ATTENDANCE

37

NEW NAZARENES

1

AVERAGE NDI
ATTENDANCE

26

CHURCH INCOME

\$37,436.00

Please tell us how your church is reaching out "beyond the walls" of your church. And how are you interacting with your community?

BOLCN continues to operate a food pantry for our local communities. In the course of the 22-23 church year, we have ministered to 7,000 individuals representing 2,532 families. I have had the personal opportunities to speak to and pray for these individuals seeing miracles and answered prayers in their lives. In addition to the food pantry, I teach a twice a week martial art class (Judo) where I can introduce Christ and the church to people that would not otherwise cross the threshold of a church. Lastly, I am this years President of the Commerce Chamber of Commerce and an active member of our Rotary Club.

FUNDING THE MISSION

WEF

257%

EDU

176%

P&B

125%

DIST

177%

Reporting Year	Membership	Average Worship Attendance	Baptisms	New Nazarenes	Church Income	WEF Paid	P&B Paid	Edu / SNU Paid	District Mission	Allocations Paid
2023	28	37	1	1	\$37,436	4640	928	1307	3195	Y
2022	53	36	0	7	\$34,822	394	522	522	1274	N
2021	58	38	0	2	\$43,620	2115	873	873	2133	N

CORNERSTONE COMMUNITY



Church Information

Pastor:
Ronald (Ron) Hight

Start Date
08/06

Church Address
3133 HWY 34 S

Church Phone
(903) 455-6422

Church Website
www.cccotn.com

AVERAGE WORSHIP
ATTENDANCE

43

NEW NAZARENES

0

AVERAGE NDI
ATTENDANCE

19


CHURCH INCOME

\$63,055.00

Please tell us how your church is reaching out "beyond the walls" of your church. And how are you interacting with your community?

During this last year our church was involved in a local mission project called "For the City" in Greenville. Several members participated in construction projects while others visited people in retirement centers around town during the four day event last summer. We hosted our seventh annual Fourth of July fireworks display for the community to enjoy including a cookout with hamburgers and hotdogs. We also participated in our fifth annual joint/community Christmas Eve service with another local congregation. During the fiscal year we have designated our Wednesday Evening offerings to be given to our local food bank known as Hunt County Shared Ministries or FISH Ministries. This year we gave \$1,300 to FISH Ministries while also giving over \$800 in Alabaster Offerings during September and February. Currently there are two new housing developments being built within a few blocks of our facilities. We are prayerfully evaluating ways in which we can be helpful and impactful as people move into these new subdivisions.

FUNDING THE MISSION



Reporting Year	Membership	Average Worship Attendance	Baptisms	New Nazarenes	Church Income	WEF Paid	P&B Paid	Edu / SNU Paid	District Mission	Allocations Paid
2023	127	43	0	0	\$63,055	3288	1345	1345	3288	Y
2022	129	43	0	3	\$58,208	2933	1200	1200	2933	N
2021	135	43	0	0	\$65,579	3395	1466	1389	3295	N

DALLAS FIRST



Church Information

Pastor:

Larry Williams

Start Date

06/15

Church Address

825 N. Cockrell Hill Rd DeSoto,
Texas 75115

Church Phone

(972) 223-8300

Church Website

www.dallasfirst.org

AVERAGE WORSHIP
ATTENDANCE

99

NEW NAZARENES

1

AVERAGE NDI
ATTENDANCE

8

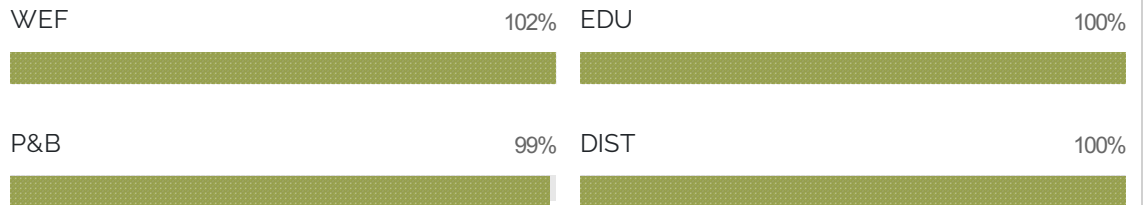
CHURCH INCOME

\$293,854.00

Please tell us how your church is reaching out "beyond the walls" of your church. And how are you interacting with your community?

Dallas First continues to seek opportunities to be involved in our communities. A Neighborhood Pray group meets monthly --people of many nationalities, church affiliations, and prayer styles meet to pray for our school district and city--many different people coming together around a common purpose, Another weekly prayer time, Thursday's at 11:00 AM, has drawn others from the community. We have opened our building up to local piano teachers for spring, fall, and Christmas student recitals...also to the local youth sports team for their end of year banquet and award ceremony. Several community funerals and wedding have taken place in our sanctuary. We have an active Missions ministry, supporting a local crisis ministry, and have provided crisis care kits. Dallas First also supports a robust prison ministry led by one of our members--this ministry is focused on those serving life sentences. We have prayed for a nearby middle school, Principal and staff , and our Church has been invited to pray at the beginning of school board meeting.

FUNDING THE MISSION



Reporting Year	Membership	Average Worship Attendance	Baptisms	New Nazarenes	Church Income	WEF Paid	P&B Paid	Edu / SNU Paid	District Mission	Allocations Paid
2023	457	99	2	1	\$293,854	15694	6208	6268	15320	N
2022	465	87	1	4	\$328,202	17566	6948	6948	16982	N
2021	463	87	0	2	\$332,438	17798	7040	7062	17501	N

DALLAS PRIMERA



Church Information

Pastor:

Felix Vargas

Start Date

12/20

Church Address

4609 Terry St, Dallas, TX, 75223

Church Mailing Address

4701 Terry St., Dallas, TX, 75223

Church Phone

214-264-7641

Church Website

[facebook.com/primeraglesiadelnazarenoDallasTX](https://www.facebook.com/primeraglesiadelnazarenoDallasTX)

AVERAGE WORSHIP
ATTENDANCE

46

NEW NAZARENES

5

AVERAGE NDI
ATTENDANCE

55

CHURCH INCOME

\$64,868.00

Please tell us how your church is reaching out "beyond the walls" of your church. And how are you interacting with your community?

Dallas First has always been concerned with reaching out to the community. We have started with the houses of prayer, where we will make every effort to reach the neighbors and relatives of the homeowners. Also in our men's meetings, women's meetings, and weddings we always invite non-believers. We ask members to invite non-believing friends and relatives to such gatherings. We believe these tools will help us win the community to Christ.

FUNDING THE MISSION

WEF

73%

EDU

88%

P&B

88%

DIST

189%

Reporting Year	Membership	Average Worship Attendance	Baptisms	New Nazarenes	Church Income	WEF Paid	P&B Paid	Edu / SNU Paid	District Mission	Allocations Paid
2023	50	46	31	5	\$64,868	2523	1249	1249	6487	N
2022	46	45	0	5	\$74,595	2400	1765	2665	6513	N
2021	41	35	0	0	\$71,257	3069	1042	1042	2547	N

DENISON FIRST



Church Information

Pastor:

Daniel Turner

Start Date

11/21

Church Address

2710 W. Crawford St. Denison,
TX 75020

Church Mailing Address

PO BOX 1006 Denison, TX
75021

Church Phone

(903) 465-4250

Church Website

www.GodsLove4u.org

AVERAGE WORSHIP
ATTENDANCE

48

NEW NAZARENES

6

AVERAGE NDI
ATTENDANCE

39

CHURCH INCOME

\$140,335.00

Please tell us how your church is reaching out "beyond the walls" of your church. And how are you interacting with your community?

One of our focus points this past year, has been changing our narrative within our community. It is a slow process, but I am encouraged and thrilled to share, that indeed, our community is beginning to see us in an entirely different light. During the Advent season, we invited the High School Chorale group to come and provide a concert for the community. Our sanctuary was standing room only and no parking spaces left to use. To stand in front of so many families and welcome them to a place dedicated to "Loving People Through Life's Experiences" was well-received and embraced. Plenty of positive feedback as we continue to infuse our message into this area.

FUNDING THE MISSION

WEF

99%

EDU

94%

P&B

94%

DIST

94%

Reporting Year	Membership	Average Worship Attendance	Baptisms	New Nazarenes	Church Income	WEF Paid	P&B Paid	Edu / SNU Paid	District Mission	Allocations Paid
2023	99	48	2	6	\$140,335	7300	2822	2822	6899	N
2022	97	48	1	1	\$127,029	6792	2626	2626	6418	N
2021	178	82	0	0	\$146,415	7523	3090	3206	7399	N

DUNCANVILLE TRINITY



Church Information

Pastor:

Wayne Putman

Start Date

11/17

Church Address

611 N. Cedar Ridge Dr.,
Duncanville, TX, 75116-3149

Church Mailing Address

611 N. Cedar Ridge Dr.,
Duncanville, TX, 75116-3149

Church Phone

4698109849

Church Website

duncanvilletrinity.com

AVERAGE WORSHIP
ATTENDANCE

185

NEW NAZARENES

43

AVERAGE NDI
ATTENDANCE

230

CHURCH INCOME

\$265,000.00

Please tell us how your church is reaching out "beyond the walls" of your church. And how are you interacting with your community?

Duncanville Trinity is reaching friends and family of those in our church family. We're having new visitors every Sunday! That started happening in February when we started praying every Saturday morning from 8 to 9 AM. God is blessing us with new people who are multi-talented and wanting to CONNECT. Our church's new mission statement is "LIFE IS BETTER CONNECTED." Connected to God... to our church family.... and to people in our families and community. We're encouraging people to always have INVITE CARDS with them (business card size) and be ready to invite everyone when there's an opportunity. At the Lord's prompting and providing leadership, we began a Scouting ministry on October 3. A total of 40 children are a part of this every Monday night. We're making new friends and serving children. We're a part of the Duncanville's Faith Leaders monthly gathering and host the event twice a year. God is working and we desire to join Him in what He's doing!

FUNDING THE MISSION

WEF

28%

EDU

9%

P&B

9%

DIST

10%

Reporting Year	Membership	Average Worship Attendance	Baptisms	New Nazarenes	Church Income	WEF Paid	P&B Paid	Edu / SNU Paid	District Mission	Allocations Paid
2023	526	185	0	43	\$265,000	4051	596	596	1457	N
2022	492	175	14	16	\$281,485	10215	4665	4665	11403	N
2021	484	215	3	0	\$239,231	13606	6253	6102	13872	Y

FAITH COMMUNITY (ATLANTA)



Church Information

Pastor:

Curtis Coombs

Start Date

6/22

Church Address

104 N. LOUISE ST. ATLANTA, TX
75551

Church Mailing Address

PO Box 1103 Atlanta, TX 75551

Church Phone

(903) 796-3390

Church Website

faithcommunitynaz.com

AVERAGE WORSHIP
ATTENDANCE

124

NEW NAZARENES

24

AVERAGE NDI
ATTENDANCE

92

CHURCH INCOME

\$275,121.00

Please tell us how your church is reaching out "beyond the walls" of your church. And how are you interacting with your community?

The Church is active in supporting Community Unity Services through Adult and Youth meetings to encourage the unifying of Cass County in being representatives of Jesus Christ.

FUNDING THE MISSION

WEF

103%

EDU

97%

P&B

116%

DIST

97%

Reporting Year	Membership	Average Worship Attendance	Baptisms	New Nazarenes	Church Income	WEF Paid	P&B Paid	Edu / SNU Paid	District Mission	Allocations Paid
2023	193	124	5	24	\$275,121	14812	6871	5727	13998	N
2022	175	95	3	4	\$355,234	19538	7554	7554	18464	Y
2021	173	118	2	2	\$553,716	30455	11774	11773	28799	N

FAITH FELLOWSHIP



Church Information

Pastor:

Norita Sieffert

Start Date

02/21

Church Address

1104 Griffith Ave, Terrell Texas
75160

Church Phone

(972) 563-8048

Church Website

www.terrellnazarene.org

AVERAGE WORSHIP
ATTENDANCE

30

NEW NAZARENES

2

AVERAGE NDI
ATTENDANCE

14

CHURCH INCOME

\$141,038.00

Please tell us how your church is reaching out "beyond the walls" of your church. And how are you interacting with your community?

Faith Fellowship Continues to partner with Serenity Corner, the home-insecure and 'in-need' ministry in Terrell. We not only pay their monthly rent for them, but we provide meals once a month, and we participate in some of their worship sessions. Our church has also opened its doors for Serenity to use our baptistry and we have facilitated three baptisms this year so far. Along with Serenity, we support the local school district by providing supplies for three classrooms this year. We partner with the local Chamber of Commerce, and we have provided goods to the Terrell Action Committee to help in adverse weather events for those living on the streets. Our church has also been contacted several times by locals in need of rent assistance, utility assistance and even gas. We have been able to help most of them. Lastly, we open our doors to the Kaufman County homeschool group. They use our facility to work with fifty or more children doing crafts, lessons, and other fun activities.

FUNDING THE MISSION

WEF

109%

EDU

105%

P&B

105%

DIST

192%

Reporting Year	Membership	Average Worship Attendance	Baptisms	New Nazarenes	Church Income	WEF Paid	P&B Paid	Edu / SNU Paid	District Mission	Allocations Paid
2023	27	30	5	2	\$141,038	8019	3175	3175	14108	Y
2022	48	25	0	4	\$137,112	7160	3087	3087	7544	Y
2021	45	25	1	0	\$106,038	5672	2243	2243	5482	N

FUENTE DE AGUA VIVA



Church Information

Pastor:

Ubaldo Salazar

Start Date

09/18

Church Address

2400 W. Grand Ave Marshall,
TX 75670

Church Phone

(903) 754-6562

Church Website

[no tiene](#)

AVERAGE WORSHIP
ATTENDANCE

4

NEW NAZARENES

0

AVERAGE NDI
ATTENDANCE

4

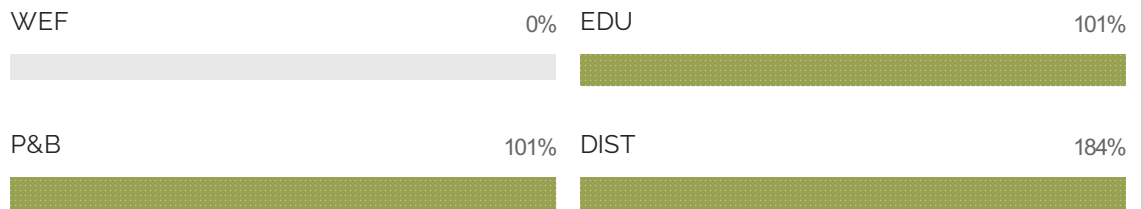
CHURCH INCOME

\$4,324.00

Please tell us how your church is reaching out "beyond the walls" of your church. And how are you interacting with your community?

Fuente de Agua Viva es una iglesia que esta en proceso de plantación, desarrollamos nuestras actividades dentro y fuera de los muros. Realizamos estudios bíblicos en casa cada domingo por la tarde. Las personas que asisten algunos son nuevos creyentes como antiguos. Fuera de las paredes realizamos visitación a hogares. Últimamente tenemos una nueva familia convertida a quien estamos visitando con la finalidad de ayudarles en su crecimiento espiritual. Domingo en la mañana apoyamos con una clase en español en la iglesia de Longview, con perspectiva a consolidar el ministerio hispano en una iglesia en ingles. Alabado sea Dios por la oportunidad de ayudar a otros a tener un encuentro personal con El.

FUNDING THE MISSION



Reporting Year	Membership	Average Worship Attendance	Baptisms	New Nazarenes	Church Income	WEF Paid	P&B Paid	Edu / SNU Paid	District Mission	Allocations Paid
2023	4	4	0	0	\$4,324	0	99	99	440	N
2022	4	0	0	4	\$1,701	0	41	41	99	N
2021	0	0	0	0	\$0	0	60	60	146	N

GILMER



AVERAGE WORSHIP
ATTENDANCE

53

NEW NAZARENES

9

AVERAGE NDI
ATTENDANCE

40

CHURCH INCOME

\$101,759.00

Please tell us how your church is reaching out "beyond the walls" of your church. And how are you interacting with your community?

Over the past church year I became a member of the Gilmer Rotary Club. The Rotary Club is a global service organization that involves people from the community (mostly business people) in fighting Polio globally and advancing the wellbeing of our community locally. Being a member of this club has helped me to make connections with the people of Gilmer. Through Rotary I have become friends with prominent people including our city mayor and county judge as well as everyday hardworking people. These connections have allowed our local church to serve people we normally wouldn't have known needed help. It has also helped clear up some misunderstandings around town about our church location and who we are exactly as Nazarenes! I'm just starting to see the fruit of this seed of community involvement and I expect to see a great harvest in the future.

Church Information

Pastor:

Chance Henson

Start Date

03/19

Church Address

3295 Hwy 155 S, Gilmer, TX
75645

Church Mailing Address

Different Church Mailing
Address

Church Phone

(903) 734-3375

Church Website

Gilmernaz.com,
gilmernazarene.com

FUNDING THE MISSION

WEF 101% EDU 110%

P&B 110% DIST 84%

Reporting Year	Membership	Average Worship Attendance	Baptisms	New Nazarenes	Church Income	WEF Paid	P&B Paid	Edu / SNU Paid	District Mission	Allocations Paid
2023	102	53	0	9	\$101,759	5371	2399	2399	4477	N
2022	93	38	3	2	\$79,046	4091	2115	2227	3817	N
2021	93	56	6	11	\$86,037	4948	1936	1657	4732	N

GLADEWATER



Church Information

Pastor:

Charlie Ashby

Start Date

08/20

Church Address

401 W. Upshur Ave. Gladewater

Church Phone

(903) 845-4425

Church Website

<https://GladewaterNaz.com>

AVERAGE WORSHIP
ATTENDANCE

59

NEW NAZARENES

2

AVERAGE NDI
ATTENDANCE

46

CHURCH INCOME

\$105,141.00

Please tell us how your church is reaching out "beyond the walls" of your church. And how are you interacting with your community?

Our church provides free soup and clothes to our community each month. We've also started a weekly small group that meets at a member's home during the week. As a bus driver for the local ISD, I'm able to reach out to the kids and parents of our community. We've also provided meals for community members who've fallen on hard times (surgery, loss of a loved one, Thanksgiving meals, etc.). I also encourage our church to have coffee or lunch/supper with people who aren't regular attenders.

FUNDING THE MISSION

WEF

109%



EDU

98%



P&B

98%



DIST

100%



Reporting Year	Membership	Average Worship Attendance	Baptisms	New Nazarenes	Church Income	WEF Paid	P&B Paid	Edu / SNU Paid	District Mission	Allocations Paid
2023	181	59	0	2	\$105,141	5976	2205	2205	5465	N
2022	179	50	3	4	\$129,564	6895	2877	2877	7031	Y
2021	182	57	0	5	\$108,984	5701	2284	2384	5826	N

GRACE POINTE COMMUNITY



Church Information

Pastor:

Jerry Wilson

Start Date

11/91

Church Address

105 Martin Dr, Wylie, TX,
75098-4846

Church Mailing Address

105 Martin Dr, Wylie, TX,
75098-4846

Church Phone

972-886-8523

Church Website

gracepointewylie.com

AVERAGE WORSHIP
ATTENDANCE

17

NEW NAZARENES

0

AVERAGE NDI
ATTENDANCE

17

CHURCH INCOME

\$27,543.00

Please tell us how your church is reaching out "beyond the walls" of your church. And how are you interacting with your community?

Some of the emphasis of this year was looking again at the importance of discipleship. Jesus said, "Follow me." A clear and clarion call to discipleship. We are to walk the pathway of discipleship with our Lord - a determined and purposeful journey. In our daily lives, we use the opportunities put before us to disciples others, bring hope and encouragement to the discouraged, and visit and pray with those in need. In the year to come there will be opportunities, challenges and victories. The great news is that we know our Lord will be with us through them all. We are reminded of the words of the Apostle Paul: "4 Rejoice in the Lord always. I will say it again: Rejoice! 5 Let your gentleness be evident to all. The Lord is near. 6 Do not be anxious about anything, but in every situation, by prayer and petition, with thanksgiving, present your requests to God. 7 And the peace of God, which transcends all understanding, will guard your hearts and your minds in Christ Jesus. 8 Finally, brothers and sisters, whatever is true, whatever is noble, whatever is right, whatever is pure, whatever is lovely, whatever is admirable—if anything is excellent or praiseworthy—think about such things." (Philippians 4:4-8)

FUNDING THE MISSION

WEF

0%

EDU

3%

P&B

3%

DIST

3%

Reporting Year	Membership	Average Worship Attendance	Baptisms	New Nazarenes	Church Income	WEF Paid	P&B Paid	Edu / SNU Paid	District Mission	Allocations Paid
2023	168	17	0	0	\$27,543	0	23	23	55	N
2022	168	19	0	0	\$20,356	0	0	23	45	N
2021	168	21	0	0	\$30,009	0	23	22	55	N

GRAND SALINE



Church Information

Pastor:

Jeremy Talley

Start Date

04/21

Church Address

400 w. Garland st.

Church Phone

(903) 962-3314

AVERAGE WORSHIP
ATTENDANCE

27

NEW NAZARENES

0

AVERAGE NDI
ATTENDANCE

30

CHURCH INCOME

\$31,024.00

Please tell us how your church is reaching out "beyond the walls" of your church. And how are you interacting with your community?

Grand Saline Church of the Nazarene has had a particularly exciting year of outreach. While everything is super exciting, the biggest outreach, however, has been Church under the Bridge. CUTB is located, as the name implies, under a bridge in Tyler, TX and has become a big part of our outreach. CUTB is a ministry where several of our local churches (Mineola, Hilltop, Grand Saline, Vida a Las Naciones and others outside the denomination) have come together in an effort to serve the needs of the homeless and other type situations. There is serving of food, clothes donations, music, fellowship, relationship building, and of course, the sharing of the Good News! Several of our GSN members have been participating in this new adventure, and we are currently working on ideas to bring this type of ministry to our local community in Grand Saline. We are very excited to see what the future hold as we continue this new adventure.

FUNDING THE MISSION

WEF

98%



EDU

98%



P&B

98%



DIST

80%



Reporting Year	Membership	Average Worship Attendance	Baptisms	New Nazarenes	Church Income	WEF Paid	P&B Paid	Edu / SNU Paid	District Mission	Allocations Paid
2023	120	27	0	0	\$31,024	1590	651	651	1308	N
2022	121	27	0	3	\$36,120	1949	798	798	1949	Y
2021	122	27	0	2	\$60,493	3146	1287	1287	3145	N

GUN BARREL CITY FIRST



Church Information

Pastor:

Ed Schuaer

Start Date

06/96

Church Address

156 RUSH RD

Church Phone

(903) 887-6820

AVERAGE WORSHIP
ATTENDANCE

30

NEW NAZARENES

6

AVERAGE NDI
ATTENDANCE

29

CHURCH INCOME

\$71,171.00

Please tell us how your church is reaching out "beyond the walls" of your church. And how are you interacting with your community?

We have been reaching beyond our walls thru the community nursing home. by which our members young and older have participated. Each time the group that goes you can see the growth in service. We have reached out to our local fire department by being their chaplain of the department. This relationship is at the present being nurtured by having just a relationship of presence. This coming year the church has been challenged to work intentionally on individual personal relationships. We are looking for a year of stronger and new relationships.

FUNDING THE MISSION

WEF

122%

EDU

105%

P&B

105%

DIST

105%

Reporting Year	Membership	Average Worship Attendance	Baptisms	New Nazarenes	Church Income	WEF Paid	P&B Paid	Edu / SNU Paid	District Mission	Allocations Paid
2023	83	30	3	6	\$71,171	4501	1582	1582	3866	Y
2022	78	28	1	1	\$66,436	5025	1502	1502	3669	Y
2021	80	35	2	0	\$66,477	3970	1384	1384	3438	N

HENDERSON



Church Information

Pastor:

Chad Townsley

Start Date

04/17

Church Address

906 W. Main Henderson, TX
75652

Church Mailing Address

PO Box 367 Henderson TX
75653

Church Phone

(903) 657-4362

Church Website

www.hendersonnaz.org

AVERAGE WORSHIP
ATTENDANCE

86

NEW NAZARENES

5

AVERAGE NDI
ATTENDANCE

49

CHURCH INCOME

\$122,447.00

Please tell us how your church is reaching out "beyond the walls" of your church. And how are you interacting with your community?

This year, we dedicated every 5th Sunday to hold a "Reaching Our City" event in which our church shares the love of Christ with our community through acts of kindness. We also hold an annual community-wide fall festival that helps us connect with hundreds of people in our area. This past year, after a church-wide study on "The Art of Neighboring", we prayed about a "side-door" ministry that would help us invite our neighbors and help them connect with the family of God in a laid-back, non-intimidating way. The Lord led us to change our Wednesday night format with an emphasis on connecting with others - Each week, we serve a meal, enjoy a time of fellowship and prayer, and then break into small groups. We call it Wednesday Night Connect, and it's opened doors for us to connect with and share the gospel with several families from our city over the past year.

FUNDING THE MISSION

WEF

100%

EDU

105%

P&B

105%

DIST

105%

Reporting Year	Membership	Average Worship Attendance	Baptisms	New Nazarenes	Church Income	WEF Paid	P&B Paid	Edu / SNU Paid	District Mission	Allocations Paid
2023	162	86	8	5	\$122,447	6400	2756	2756	6735	Y
2022	157	58	2	2	\$90,780	4616	1920	1920	4700	N
2021	158	65	3	9	\$102,605	5667	2172	2172	5657	N

HERITAGE



Church Information

Pastor:

Kevin O'Brien

Start Date

09/18

Church Address

601 S. FM 1417 Sherman, TX
75092

Church Phone

(903) 893-2643

Church Website

www.heritagenazarene.com

AVERAGE WORSHIP
ATTENDANCE

126

NEW NAZARENES

15

AVERAGE NDI
ATTENDANCE

53

CHURCH INCOME

\$149,093.00

Please tell us how your church is reaching out "beyond the walls" of your church. And how are you interacting with your community?

Heritage Nazarene in Sherman, Texas has an effective food and clothing ministry. Each week we assist the homeless and the needy of Texoma. Additionally, we have a nursing home visitation outreach. Furthermore, our weekly men's prayer breakfast meets publicly and connects with many men beyond the church walls to strengthen their faith and their families.

FUNDING THE MISSION

WEF

99%

EDU

99%

P&B

99%

DIST

99%

Reporting Year	Membership	Average Worship Attendance	Baptisms	New Nazarenes	Church Income	WEF Paid	P&B Paid	Edu / SNU Paid	District Mission	Allocations Paid
2023	104	126	11	15	\$149,093	7731	3162	3162	7728	N
2022	111	155	3	9	\$173,486	6544	1577	1577	3854	N
2021	106	56	2	17	\$229,236	11984	4877	4877	11921	N

HILLTOP



AVERAGE WORSHIP
ATTENDANCE

55

NEW NAZARENES

0

AVERAGE NDI
ATTENDANCE

46

CHURCH INCOME

\$169,768.00

Church Information

Pastor:

G. Michael Scarlett

Start Date

02/21

Church Address

10818 University Blvd, Tyler, TX
75707

Church Phone

(903) 566-5553

Church Website

hilltopnaz.church

Please tell us how your church is reaching out "beyond the walls" of your church. And how are you interacting with your community?

Hilltop Church continues to reach out in love with no strings attached to our unhoused community through our Blessing Bags--personal care items along with RTE food items, bottle of water, and a pair of socks. These bags are put in our church members' cars so that when they encounter a homeless person on the street, they're able to quickly give them a Blessing Bag. Recently, we have joined in collaboration with area Nazarene pastors with the ministry under the bridge with the unhoused community of Tyler. We continue our partnership with PATH, a non-profit organization who helps provide financial support for the vulnerable in our community. We are still exploring opportunities to partner with the Salvation Army in Tyler. Pastor Michael has joined the Friends of Faith of Chapel Hill ISD, a network of pastors who meet four times a year with the school superintendent to explore collaborative opportunities between the schools, students, and the local church. We also participated in Angel Tree and provided Christmas for nine children.

FUNDING THE MISSION

WEF

45%



EDU

49%



P&B

49%



DIST

38%



Reporting Year	Membership	Average Worship Attendance	Baptisms	New Nazarenes	Church Income	WEF Paid	P&B Paid	Edu / SNU Paid	District Mission	Allocations Paid
2023	330	55	0	0	\$169,768	4155	1860	1860	3510	N
2022	338	56	0	4	\$126,554	10681	2810	2908	5650	N
2021	346	125	1	2	\$215,581	11355	4560	4825	11146	N

IRVING FIRST

Church Information

Pastor:

Oscar Alvarado

Start Date

4/23

Church Address

1725 N MacArthur Blvd. Irving,
TX 75061

Church Phone

(972) 259-7505

Church Website

www.iringfirstnaz.org

AVERAGE WORSHIP
ATTENDANCE

19

NEW NAZARENES

4

AVERAGE NDI
ATTENDANCE

54

CHURCH INCOME

\$18,972.00

FUNDING THE MISSION

WEF

0%

EDU

0%

P&B

0%

DIST

0%

Reporting Year	Membership	Average Worship Attendance	Baptisms	New Nazarenes	Church Income	WEF Paid	P&B Paid	Edu / SNU Paid	District Mission	Allocations Paid
2023	23	19	1	4	\$18,972	0	0	0	0	N
2022	35	15	0	2	\$49,785	3446	1290	2177	3152	Y
2021	34	29	0	0	\$76,474	4124	1657	1631	3987	Y

JACKSONVILLE FIRST



Church Information

Pastor:

Thomas Moore

Start Date

07/09

Church Address

1709 Beaumont St,
Jacksonville, TX, 75766

Church Mailing Address

P.O. Box 8366, Jacksonville, TX,
75766-8366

Church Phone

903-586-8027

Church Website

jacksonvillenaz.org

AVERAGE WORSHIP
ATTENDANCE

52

NEW NAZARENES

1

AVERAGE NDI
ATTENDANCE

16

CHURCH INCOME

\$66,412.00

Please tell us how your church is reaching out "beyond the walls" of your church. And how are you interacting with your community?

Membership in service organization allows community contact. Membership in Ministerial Association does also.

FUNDING THE MISSION

WEF

105%

EDU

100%

P&B

100%

DIST

100%

Reporting Year	Membership	Average Worship Attendance	Baptisms	New Nazarenes	Church Income	WEF Paid	P&B Paid	Edu / SNU Paid	District Mission	Allocations Paid
2023	51	52	1	1	\$66,412	3638	1417	1417	3464	Y
2022	52	21	0	0	\$55,037	2984	1239	1239	3028	Y
2021	54	30	0	0	\$51,536	2857	1109	1109	2709	Y

JOURNEY COMMUNITY



Church Information

Pastor:

Jonathan Odom

Start Date

01/18

Church Address

9999 Ferguson Rd. Dallas, TX
75228

Church Phone

(469) 399-0559

Church Website

www.journeydallas.org

AVERAGE WORSHIP
ATTENDANCE

44

NEW NAZARENES

7

AVERAGE NDI
ATTENDANCE

37

CHURCH INCOME

\$54,882.00

FUNDING THE MISSION

WEF

100%

EDU

114%

P&B

100%

DIST

171%

Reporting Year	Membership	Average Worship Attendance	Baptisms	New Nazarenes	Church Income	WEF Paid	P&B Paid	Edu / SNU Paid	District Mission	Allocations Paid
2023	136	44	3	7	\$54,882	2862	1182	1344	4913	Y
2022	132	33	0	7	\$64,216	3348	1715	1620	3961	Y
2021	128	43	0	0	\$83,429	5095	1878	2085	4589	Y

KILGORE



Church Information

Pastor:

Ashley Hord

Start Date

06/21

Church Address

309 E. Sabine, Kilgore, TX 75662

Church Mailing Address

PO Box 1207, Kilgore, TX 75663

Church Phone

(903) 984-2144

Church Website

kilgorenazarene.com

AVERAGE WORSHIP
ATTENDANCE

59

NEW NAZARENES

14

AVERAGE NDI
ATTENDANCE

39

CHURCH INCOME

\$132,593.00

Please tell us how your church is reaching out "beyond the walls" of your church. And how are you interacting with your community?

This year has been a year of great blessing and God is working through our people for ministry. God led us to begin a Wednesday night kids club last fall, and we plan to expand it with a van ministry. After a half week of revival services, we had a men's discipleship group begin. As a result, these men have been sharing their faith with unsaved family members and people in the community. Some of us participated in a mission trip in Amarillo last fall, where we were helping remodel a building that would become a homeless rehabilitation center. A few of our members attend a monthly senior luncheon in the community. They use this time to be a witness for Jesus. We are constantly making Crisis Care Kits and we have begun donating to one of the local homeless shelters. God has continued to bless us financially and we look forward to how he is going to move us into ministry that will stretch our faith.

FUNDING THE MISSION

WEF

98%

EDU

105%

P&B

105%

DIST

110%

Reporting Year	Membership	Average Worship Attendance	Baptisms	New Nazarenes	Church Income	WEF Paid	P&B Paid	Edu / SNU Paid	District Mission	Allocations Paid
2023	56	59	1	14	\$132,593	6802	2983	2983	7614	N
2022	46	49	8	2	\$157,234	8415	3327	3327	8132	N
2021	81	40	0	0	\$96,275	5095	2035	2035	4973	N

LAKE JUNE



Church Information

Pastor:

Samuel Moreno

Start Date

12/15

Church Address

7500 Lake June Rd.

Church Phone

(973) 510-1100

AVERAGE WORSHIP
ATTENDANCE

57

NEW NAZARENES

6

AVERAGE NDI
ATTENDANCE

35

CHURCH INCOME

\$50,025.00

Please tell us how your church is reaching out "beyond the walls" of your church. And how are you interacting with your community?

I want to start thanking our Lord Jesus Christ for His faithfulness and love, for He is the One who sanctifies and builds His Church. The time that we live now is a blessing because through social media we are reaching people with the gospel, including families that live out of state (New Jersey, Minnesota, North Carolina, even Mexico). Praise the lord!. One couple of our neighbors is receiving discipleship after been baptized; clearly we are seeing the glory of the lord moving! Our women ministry continues with virtual prayer meetings on a daily basis, also teaching through weekly virtual Bible studies, ministering even people who don't congregate. Social media resources have been a blessing and are very useful to preach and teach the gospel of Jesus Christ. I deeply believe these are doors that the Lord has open for HIS church to enter to the nations. We continue serving until His return. All the glory be to our GOD.

FUNDING THE MISSION

WEF

12%

EDU

0%

P&B

47%

DIST

115%

Reporting Year	Membership	Average Worship Attendance	Baptisms	New Nazarenes	Church Income	WEF Paid	P&B Paid	Edu / SNU Paid	District Mission	Allocations Paid
2023	47	57	3	6	\$50,025	350	532	0	3156	N
2022	43	40	3	6	\$49,426	550	942	942	2302	N
2021	40	54	0	0	\$34,676	150	714	714	1746	N

LIVING HOPE



Church Information

Pastor:

David Carlson

Start Date

09/04

Church Address

2420 Brown Street

Church Phone

(972) 937-4673

AVERAGE WORSHIP
ATTENDANCE

65

NEW NAZARENES

8

AVERAGE NDI
ATTENDANCE

139

CHURCH INCOME

\$209,114.00

Please tell us how your church is reaching out "beyond the walls" of your church. And how are you interacting with your community?

Our ministry to the community with child care continues to thrive. We have coming through our church building over 40 families who do not have a church home. We have opportunities to pray with them and give counseling on Parenting & Family life. Living Hope understands that they are called to speak life to their community and to step through open doors as God leads. As a result of this desire we have been able to give financial assistance, meals, offering temporary housing, offering jobs to the unemployed, and Financial Counseling. We opened up our Harvest Festival and our Easter egg Hunt to the Preschool families as well as to the community. Had a very large turn out to both. By keeping these connections going we are developing relationships that go beyond just the few short years they are with us. We realize that these are just some of the things we must do in order to be what God has called us to be.

FUNDING THE MISSION

WEF

100%



EDU

92%



P&B

83%



DIST

100%



Reporting Year	Membership	Average Worship Attendance	Baptisms	New Nazarenes	Church Income	WEF Paid	P&B Paid	Edu / SNU Paid	District Mission	Allocations Paid
2023	136	65	0	8	\$209,114	11006	3738	4121	11006	N
2022	128	64	3	1	\$194,927	10979	3395	3396	8297	N
2021	127	63	4	5	\$217,786	11486	4699	4699	13383	Y

LONE STAR COWBOY CHURCH OF COLLIN COUNTY



Church Information

Pastor:

Jeff Parson

Start Date

09/17

Church Address

123 Cowboy Way

Church Phone

(972) 763-5722

Church Website

lscnevada.org

AVERAGE WORSHIP
ATTENDANCE

633

NEW NAZARENES

28

AVERAGE NDI
ATTENDANCE

331

CHURCH INCOME

\$426,672.00

Please tell us how your church is reaching out "beyond the walls" of your church. And how are you interacting with your community?

Our goal is to have something going on every day of the week. So far, we have almost achieved that goal. We do programs that center on the western heritage culture like: Sunday evening bull riding, horsemanship classes, horseback greeting, and many kid event activities that teach them western culture and Jesus. We also do many other activities that are more traditional like, discipleship classes, bible studies, and 12 step and grieving classes. We also do many compassionate ministries activities as well. We are constantly looking for new ways to impact more for Christ.

FUNDING THE MISSION

WEF

99%

EDU

100%

P&B

100%

DIST

100%

Reporting Year	Membership	Average Worship Attendance	Baptisms	New Nazarenes	Church Income	WEF Paid	P&B Paid	Edu / SNU Paid	District Mission	Allocations Paid
2023	390	633	18	28	\$426,672	22128	9158	9158	22384	N
2022	364	367	5	34	\$365,090	18801	7792	7792	19046	N
2021	332	340	13	26	\$334,622	17445	7311	7310	17943	Y

LONE STAR COWBOY CHURCH OF GRAYSON/COOKE COUNTIES



Church Information

Pastor:

Tyler Parson

Start Date

06/21

Church Address

21116 US HWY 377 Whitesboro,
TX 76273

Church Phone

(903) 820-8424

Church Website

<https://www.lscgrayson.com/>

AVERAGE WORSHIP
ATTENDANCE

86

NEW NAZARENES

0

AVERAGE NDI
ATTENDANCE

79

CHURCH INCOME

\$75,370.00

Please tell us how your church is reaching out "beyond the walls" of your church. And how are you interacting with your community?

This past year, we've been able to engage our community in being involved in community events such as parades. Also by hosting community events at our church. We have been able reach out into the western culture by getting our arena back to operational with the anticipation to develop outreach ministries through our arena.

FUNDING THE MISSION

WEF

0%

EDU

0%

P&B

5%

DIST

10%

Reporting Year	Membership	Average Worship Attendance	Baptisms	New Nazarenes	Church Income	WEF Paid	P&B Paid	Edu / SNU Paid	District Mission	Allocations Paid
2023	0	86	2	0	\$75,370	0	95	0	420	N
2022	0	65	0	2	\$97,579	0	1890	1890	4620	N
2021	0	55	4	0	\$148,284	0	2537	2537	6202	N

LONE STAR COWBOY CHURCH OF HUNT COUNTY



Church Information

Pastor:

Lane Verschoor

Start Date

08/11

Church Address

960 Lone Star Ranch Rd.
Quinlan, TX 75474

Church Phone

(469) 338-9393

AVERAGE WORSHIP
ATTENDANCE

32

NEW NAZARENES

0

AVERAGE NDI
ATTENDANCE

32

CHURCH INCOME

\$28,650.00

Please tell us how your church is reaching out "beyond the walls" of your church. And how are you interacting with your community?

Matt Brown is doing a good job in our horsemanship outreach ministry. Every Friday morning a local dayhab for mentally and physically challenged adults comes to horse training and riding lessons. This ministry reaches approximately twenty adults who seem to really enjoy the program. A horse show was done where members of our church serve food, etc... and the adults demonstrate their horse training and riding skills to family. About eighty people attended. An evangelism message is given. Every Friday evening there is horsemanship and riding lessons open to the community. This is led by Matt and assistance is given by myself when possible and numerous other church attenders. Fifteen to twenty people attend this and it has recently brought in a new family and another gentleman into regular church attendance. I am teaching Martial Arts classes at Quinlan ISD to approximately fifty students each day in the afterschool program. This has been a good outreach and families are signing up for horsemanship.

FUNDING THE MISSION

WEF

0%

EDU

0%

P&B

0%

DIST

0%

Reporting Year	Membership	Average Worship Attendance	Baptisms	New Nazarenes	Church Income	WEF Paid	P&B Paid	Edu / SNU Paid	District Mission	Allocations Paid
2023	15	32	1	0	\$28,650	0	0	0	0	N
2022	37	60	1	0	\$37,506	0	0	0	0	N
2021	37	35	1	2	\$57,277	0	0	0	0	N

LONE STAR COWBOY CHURCH OF NAVARRO COUNTY



AVERAGE WORSHIP
ATTENDANCE

424

NEW NAZARENES

9

AVERAGE NDI
ATTENDANCE

65

CHURCH INCOME

\$281,674.00

Church Information

Pastor:

Charky Marquis

Start Date

10/10

Church Address

4495 W Hwy 22 Corsicana, TX
75110

Church Mailing Address

PO BOX 313 Corsicana, TX
75151

Church Phone

(903) 872-1670

Church Website

www.lonestarcowboychurchofnavarrocounity.com

Please tell us how your church is reaching out "beyond the walls" of your church. And how are you interacting with your community?

To North/East District Church of the Nazarene This year has been a year like none other. In April of this year, I fell off a house and exploded my L3 Vertebrae. This caused several things to occur in my life. • It caused me to be still for a extended period of time. o It was difficult to not be on the go. o The Lord taught me that there are times to jump and run, and there are times we need to stop. o Stopping is difficult for most of us, but God taught me that the world does not end just because I am not running around like a wild man. • It taught me that I have a good support behind me. o God has blessed me with a great group of people who were there for me when I needed them most. o I struggled with the thought of everyone doing my work while I laid in bed. o Pastors from the community and men from my church preached powerful message at LSCCNC the month I was not able to preach. o Layman brought our family dinners and would stop by to make sure Shelia was alright and to check on me. o The church even pulled off a great easter program without a single problem. o The people of the church, with the help of our community, created a large fundraiser for my family. It was touching to see so many people come together and work so hard to bless my family. o 2022 was a year where I learned that I am not in this life alone. I have the love of a great church family and the support from our amazing district. • I also learned that I could continue to put my trust in the Lord. o As a pastor, we preach that message each week, but when you go through a situation like this, and we all have gone through our own tragedies, we are reminded that God is faithful and we can have confidence that He will carry us through! This year has been a year of many victories as a church. I praise God for what He was done. I look forward to what is ahead of LSCCNC. I know that God is on the move, and I praise the Lord that I am right here, in this community ready to do whatever it is that He puts in front of me!

FUNDING THE MISSION

WEF

38%

EDU

69%

P&B

69%

DIST

70%

Reporting Year	Membership	Average Worship Attendance	Baptisms	New Nazarenes	Church Income	WEF Paid	P&B Paid	Edu / SNU Paid	District Mission	Allocations Paid
2023	333	424	6	9	\$281,674	5767	4352	4352	10637	N
2022	328	254	13	4	\$263,816	5497	4484	4484	10961	N
2021	383	280	4	9	\$204,151	6650	4049	4049	9896	N

LONGVIEW FIRST



Church Information

Pastor:

Mark Hendrick

Start Date

11/15

Church Address

2601 H G Mosley Pkwy,
Longview, TX 75605

Church Mailing Address

PO Box 10180 Longview TX
75608

Church Phone

(903) 236-0342

Church Website

<https://www.longviewnaz.org/>

AVERAGE WORSHIP
ATTENDANCE

105

NEW NAZARENES

3

AVERAGE NDI
ATTENDANCE

68

CHURCH INCOME

\$247,493.00

Please tell us how your church is reaching out "beyond the walls" of your church. And how are you interacting with your community?

Three main areas of outreach: nursing home and hospital visitations, Hiway 80 (through serving in the soup kitchen, children's chapel, building projects), and homeless outreach. The response from the church has been amazing! We've visited a nursing home. We've served meals at Hiway 80 at both the men's and women and families centers. We've led the children's chapel at Hiway 80 and shared Jesus with the children and moms there. And, we've packed over 100 bags to share with the homeless, and a major outreach event in April. So many of you have helped and served. We've seen children serve alongside seniors. A beautiful time of building relationships both within our church and with those we are serving. Through God's grace and guidance, we are going. Getting out of our walls and serving Jesus through "the least of these." --From Nikki Harbison's Local Church Report

FUNDING THE MISSION

WEF

103%

EDU

103%

P&B

103%

DIST

103%

Reporting Year	Membership	Average Worship Attendance	Baptisms	New Nazarenes	Church Income	WEF Paid	P&B Paid	Edu / SNU Paid	District Mission	Allocations Paid
2023	104	105	2	3	\$247,493	13321	5450	5450	13320	Y
2022	103	97	5	5	\$245,136	13486	5517	5517	13485	Y
2021	99	97	0	5	\$250,078	13660	5588	5588	13659	Y

MARANATA



Church Information

Pastor:

Oscar Giovanni Monterroso

Start Date

05/20

Church Address

2427 Finley Rd. Irving, TX 75062

Church Phone

(972) 600-8253

AVERAGE WORSHIP
ATTENDANCE

115

NEW NAZARENES

14

AVERAGE NDI
ATTENDANCE

50

CHURCH INCOME

\$96,912.00

Please tell us how your church is reaching out "beyond the walls" of your church. And how are you interacting with your community?

By the grace of the Lord last October we had the opportunity to project ourselves to the community surrounding the temple by holding what we call "community garage sale". We invite neighbors to bring "sales" to the church parking lot. We take the opportunity to present the message of salvation in a personalized way to those who came to buy and sell. Several people began to attend Church meetings. Another way in which God has blessed us is by opening the Church facilities for a congregation of twenty-five Congolese on average. The "Assembly of the Saints" meets on Sunday afternoons.

FUNDING THE MISSION

WEF

118%

EDU

106%

P&B

96%

DIST

193%

Reporting Year	Membership	Average Worship Attendance	Baptisms	New Nazarenes	Church Income	WEF Paid	P&B Paid	Edu / SNU Paid	District Mission	Allocations Paid
2023	54	115	0	14	\$96,912	5938	1988	2179	9688	N
2022	41	42	0	2	\$114,732	6459	2425	2426	5927	N
2021	39	62	0	4	\$93,321	5481	2146	2146	5246	Y

MARSHALL FIRST



Church Information

Pastor:

Gary Crabtree

Start Date

01/19

Church Address

907 Pocono Street Marshall, TX
75672

Church Phone

(903) 263-9528

Church Website

FB
[@marshallcommunitychurch](#)

AVERAGE WORSHIP
ATTENDANCE

22

NEW NAZARENES

7

AVERAGE NDI
ATTENDANCE

39

CHURCH INCOME

\$41,866.00

Please tell us how your church is reaching out "beyond the walls" of your church. And how are you interacting with your community?

This year we have had many hurdles and obstacles to overcome this year. While attendance is down and giving is also suffering we are weathering the storm and trusting that God is not done with our faithful congregation here in Marshall. This year we have had a couple of successful outreach events in our Easter brunch and our Harvest "trunk or treat". We had over 200 people from the community attend these events and we continue to make inroads to a community who has a somewhat negative attitude toward our church and its history in Marshall. However, that stigma is slowly taking a back seat to what we are currently doing. Finally, we recently joined the Chamber of Commerce and we are going to be doing a ribbon cutting and live streaming of our church and its mission in Marshall, TX. Keep praying for us, for we are more than conquerors.

FUNDING THE MISSION

WEF

117%

EDU

112%

P&B

112%

DIST

112%

Reporting Year	Membership	Average Worship Attendance	Baptisms	New Nazarenes	Church Income	WEF Paid	P&B Paid	Edu / SNU Paid	District Mission	Allocations Paid
2023	15	22	0	7	\$41,866	2547	995	995	2432	Y
2022	9	30	0	2	\$36,067	1984	787	787	1922	Y
2021	9	21	0	4	\$49,693	2591	1060	1060	2590	N

MARTINS CHAPEL



Church Information

Pastor:

David Baker

Start Date

08/15

Church Address

569 CR 4610 Troup, TX 75789

Church Phone

(903) 842-4366

Church Website

martinschapel.org

AVERAGE WORSHIP
ATTENDANCE

252

NEW NAZARENES

9

AVERAGE NDI
ATTENDANCE

86

CHURCH INCOME

\$230,470.00

FUNDING THE MISSION

WEF

113%

EDU

101%

P&B


101%

DIST

91%

Reporting Year	Membership	Average Worship Attendance	Baptisms	New Nazarenes	Church Income	WEF Paid	P&B Paid	Edu / SNU Paid	District Mission	Allocations Paid
2023	181	252	8	9	\$230,470	13546	4949	4949	10937	N
2022	174	80	2	1	\$191,183	10005	4020	4020	9826	N
2021	177	72	0	1	\$181,485	9740	3875	3875	10070	Y

MCKINNEY NEW LIFE



Church Information

Pastor:
Jack Powers

Start Date
07/05

Church Address
P.O. Box 187

Church Phone
(214) 551-6429

Church Website
www.mckinneynewlife.org

AVERAGE WORSHIP
ATTENDANCE

110

NEW NAZARENES

0

AVERAGE NDI
ATTENDANCE

34


CHURCH INCOME

\$140,215.00

Please tell us how your church is reaching out "beyond the walls" of your church. And how are you interacting with your community?


NLC is a church that desires to teach its people to live in the community and become Jesus each day with friends, neighbors and any that God brings before them. The members of NLC are greatly involved with outside ministries and step in regularly to bring the love of Christ to others.

FUNDING THE MISSION



Reporting Year	Membership	Average Worship Attendance	Baptisms	New Nazarenes	Church Income	WEF Paid	P&B Paid	Edu / SNU Paid	District Mission	Allocations Paid
2023	120	110	0	0	\$140,215	7952	3143	3143	7681	Y
2022	120	59	2	5	\$137,846	7822	2709	2638	6447	N
2021	115	49	0	0	\$107,049	6081	2403	2403	5874	Y

MINEOLA



Church Information

Pastor:

Randy Larpenteur

Start Date

05/14

Church Address

503 N Line St, Mineola, TX
75773

Church Mailing Address

PO Box 943 Mineola TX 75773

Church Phone

(903) 569-3057

Church Website

mineolanazarene.org

AVERAGE WORSHIP
ATTENDANCE

172

NEW NAZARENES

7

AVERAGE NDI
ATTENDANCE

47

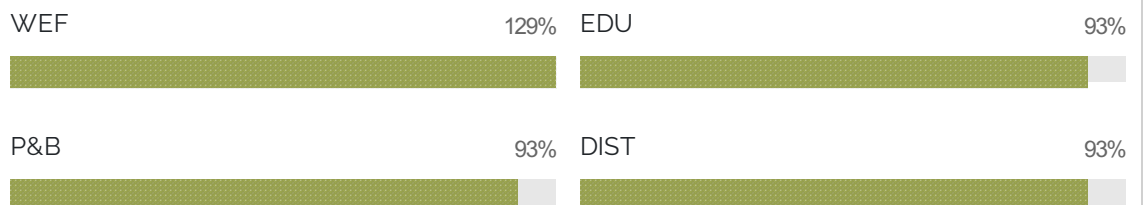
CHURCH INCOME

\$63,053.00

Please tell us how your church is reaching out "beyond the walls" of your church. And how are you interacting with your community?

Things are exciting at The Mineola Nazarene!! We are involved with a Drug Recovery Ministry that have changed our focus to acceptance and healing! Then with the partnership with the Recovery group we are distributing food to our people on Sundays and then distributing to the Community on Tuesday Mornings. Then this February we began in partnership with neighboring Nazarene Churches as well as with other Non Nazarene groups, to minister to a homeless community Under The Bridge in Tyler. We distribute clothes and hygiene products, Serve the best home cooked meals ever, Lead inspired Song Worship. Read Scripture, Preach Hope and Help from the King, Offer Communion, and have some of the most awesome Prayer Times this side of Heaven. We have fed as many as 125 local souls plus as many as 35 workers. We serve then with dignity and love. This has energized our local congregation. Revival is spreading! Baptisms are common! It is so exciting to be Missionaries!

FUNDING THE MISSION



Reporting Year	Membership	Average Worship Attendance	Baptisms	New Nazarenes	Church Income	WEF Paid	P&B Paid	Edu / SNU Paid	District Mission	Allocations Paid
2023	55	172	3	7	\$63,053	4184	1240	1240	3032	N
2022	66	35	16	0	\$43,821	3886	986	986	2410	Y
2021	77	34	0	0	\$63,181	5698	1382	1382	3378	Y

MOUNT ENTERPRISE



Church Information

Pastor:

Richard Emmert

Start Date

October 2020

Church Address

County Road 3271, Mt.
Enterprise, TX 75681

Church Phone

(903) 822-3398

Church Website

[none](#)

AVERAGE WORSHIP
ATTENDANCE

19

NEW NAZARENES

0

AVERAGE NDI
ATTENDANCE

19

CHURCH INCOME

\$10,230.00

Please tell us how your church is reaching out "beyond the walls" of your church. And how are you interacting with your community?

Just started a FaceBook page this year for the church and we pray for those whom ask for prayer and reach out to them as best we can. We also had a Hanging of the Green Christmas program this year and invited the community, we also had Easter Sunrise service and had 27 for the early service.

FUNDING THE MISSION

WEF

131%

EDU

139%

P&B

139%

DIST

138%

Reporting Year	Membership	Average Worship Attendance	Baptisms	New Nazarenes	Church Income	WEF Paid	P&B Paid	Edu / SNU Paid	District Mission	Allocations Paid
2023	15	19	0	0	\$10,230	691	299	299	729	Y
2022	15	19	0	0	\$13,554	691	299	299	729	N
2021	15	21	0	0	\$15,219	843	317	317	791	N

MOUNT PLEASANT JOURNEY



Church Information

Pastor:

Kevin Harris

Start Date

04/16

Church Address

2940 W. Ferguson Rd. Mt.
Pleasant, TX 75455

Church Mailing Address

4000 Mark Ln. Mt. Pleasant, TX
75455

Church Phone

(903) 572-5562

Church Website

[FB.com/MPJourneyNaz](https://www.facebook.com/MPJourneyNaz)

AVERAGE WORSHIP
ATTENDANCE

35

NEW NAZARENES

2

AVERAGE NDI
ATTENDANCE

37


CHURCH INCOME

\$122,445.00

Please tell us how your church is reaching out "beyond the walls" of your church. And how are you interacting with your community?

In coordination with Pittsburg Nazarene, we have had events at both churches designed to create environments to invite friends, family, and neighbors to. A few of these events were: a Miles Pike Concert and a hayride, both held in Pittsburg; a Thanksgiving Service and dinner, and a Christmas family event by Trey and Candice Brooks "Saint to Santa". All four events were well attended and supported by both church congregations. We also had a community project event to bake cookies and deliver them to the local community support organizations. This year we delivered cookies to the police and sheriff's office. Next year we will expand our reach.

FUNDING THE MISSION



Reporting Year	Membership	Average Worship Attendance	Baptisms	New Nazarenes	Church Income	WEF Paid	P&B Paid	Edu / SNU Paid	District Mission	Allocations Paid
2023	118	35	1	2	\$122,445	6720	2755	2755	6734	Y
2022	118	37	3	2	\$108,187	5951	2435	2435	5951	Y
2021	117	34	0	9	\$137,517	7564	3095	3094	7563	Y

MOUNT PLEASANT MONTE ARARAT



Church Information

Pastor:

Saul Garcia

Start Date

02/01

Church Address

215 N Jefferson Ave Mt.
Pleasant, TX 75455

Church Mailing Address

Different Church Mailing
Address

Church Phone

(903) 573-0998

AVERAGE WORSHIP
ATTENDANCE

75

NEW NAZARENES

4

AVERAGE NDI
ATTENDANCE

73

CHURCH INCOME

\$80,750.00

Please tell us how your church is reaching out "beyond the walls" of your church. And how are you interacting with your community?

Our church is attempting an evangelistic effort through family groups. We have three types of groups. 1. Prayer groups. Christians gather to pray for a revival in the church and for the requests of the members of the church and for the neighbors of the prayer group. 2. Growth groups. Two or three leaders meet, those who give the discipleship course for the newly converted. 3. Evangelism groups. They are groups where an evangelistic message is constantly presented and new people are invited to introduce them to Christ as the only Savior.

FUNDING THE MISSION

WEF

0%

EDU

31%

P&B

31%

DIST

68%

Reporting Year	Membership	Average Worship Attendance	Baptisms	New Nazarenes	Church Income	WEF Paid	P&B Paid	Edu / SNU Paid	District Mission	Allocations Paid
2023	94	75	2	4	\$80,750	0	576	576	3057	N
2022	93	80	2	6	\$40,558	0	772	772	1886	N
2021	92	80	2	5	\$33,883	0	0	0	0	N

NEW LIFE OF PARIS



Church Information

Pastor:

Michael Suits

Start Date

12/21

Church Address

110 N. Cedar Street Blossom, TX
75416

Church Mailing Address

Different Church Mailing
Address

Church Phone

(615) 584-6070

AVERAGE WORSHIP
ATTENDANCE

24

NEW NAZARENES

2

AVERAGE NDI
ATTENDANCE

0

CHURCH INCOME

\$82,312.00

Please tell us how your church is reaching out "beyond the walls" of your church. And how are you interacting with your community?

We have a group of ladies who meet for lunch on Tuesday each week. They invite others to join them and we have had some of them come on Sunday morning. We had a lady walk into our service one Sunday and she responded at the end of the message and gave her heart to the Lord. My wife has been working with her in Bible studies.

FUNDING THE MISSION

WEF

105%

EDU

94%

P&B

94%

DIST

94%

Reporting Year	Membership	Average Worship Attendance	Baptisms	New Nazarenes	Church Income	WEF Paid	P&B Paid	Edu / SNU Paid	District Mission	Allocations Paid
2023	66	24	1	2	\$82,312	4530	1656	1656	4046	N
2022	68	20	0	2	\$50,859	950	0	0	0	N
2021	75	20	0	1	\$51,993	1247	1215	730	2167	N

NEWSTART-FRISCO



Church Information

Pastor:

Denise Crawford

Start Date

10/04

Church Address

10141 N. County Rd. Frisco, Tx
75033

Church Phone

(214) 282-5576

Church Website

www.newstart-frisco.com

AVERAGE WORSHIP
ATTENDANCE

60

NEW NAZARENES

0

AVERAGE NDI
ATTENDANCE

16

CHURCH INCOME

\$57,519.00

Please tell us how your church is reaching out "beyond the walls" of your church. And how are you interacting with your community?

NewStart Church continues to reach our community with our Preschool. Our preschool was full this year and we had a teacher and her family and a student and his family who are now regular attenders.

FUNDING THE MISSION

WEF

99%

EDU

100%

P&B

100%

DIST

99%

Reporting Year	Membership	Average Worship Attendance	Baptisms	New Nazarenes	Church Income	WEF Paid	P&B Paid	Edu / SNU Paid	District Mission	Allocations Paid
2023	51	60	0	0	\$57,519	2988	1227	1227	2988	N
2022	54	30	0	0	\$83,037	4574	1857	1857	4538	Y
2021	54	45	0	0	\$76,101	3970	1673	1673	4088	Y

NEXUS COMMUNITY



AVERAGE WORSHIP
ATTENDANCE

31

NEW NAZARENES

0

AVERAGE NDI
ATTENDANCE

31

CHURCH INCOME

\$107,952.00

Please tell us how your church is reaching out "beyond the walls" of your church. And how are you interacting with your community?

In October 2022, Nexus began leasing a 2000 sq/ft office suite at a business park. The location of the suite is only a short walk from the apartment communities that we have been reaching out to for many years. This suite serves as the space for our Sunday worship service as well as our church office and non-profit office throughout the week. In order to share the love of Christ with our refugee neighbors, in January 2023, Nexus began holding ESL classes for adults, during which we also offer childcare for small children and homework for school-age children. Currently, we are serving between 15-30 Afghan families each week through these ESL classes. Additionally, each month we cater a meal for all our volunteers, students, and their children. And before each meal, we share a story from the life of Jesus and offer a prayer in Jesus' Name in order to point our Muslim neighbors to a saving relationship with the Lord Jesus.

Church Information

Pastor:

Jamie Coleman

Start Date

10/17

Church Address

9550 Forest Lane #501
(Building 5) Dallas, TX 75243

Church Mailing Address

Different Church Mailing
Address

Church Phone

(469) 664-5777

Church Website

<https://www.facebook.com/nexusdallas>

FUNDING THE MISSION

WEF

105%

EDU

105%

P&B

105%

DIST

139%

Reporting Year	Membership	Average Worship Attendance	Baptisms	New Nazarenes	Church Income	WEF Paid	P&B Paid	Edu / SNU Paid	District Mission	Allocations Paid
2023	29	31	0	0	\$107,952	5929	2425	2425	7851	Y
2022	30	30	0	2	\$76,086	4097	1676	1676	4097	Y
2021	29	36	2	2	\$78,359	4309	1763	1763	4309	Y

NORTH DALLAS



Church Information

Pastor:

Jim Henvey

Start Date

03/99

Church Address

10303 Webb Chapel Rd. Dallas,
TX 75229

Church Phone

(214) 651-3027

AVERAGE WORSHIP
ATTENDANCE

45

NEW NAZARENES

2

AVERAGE NDI
ATTENDANCE

42

CHURCH INCOME

\$152,731.00

FUNDING THE MISSION

WEF

101%

EDU

100%

P&B


100%

DIST

100%

Reporting Year	Membership	Average Worship Attendance	Baptisms	New Nazarenes	Church Income	WEF Paid	P&B Paid	Edu / SNU Paid	District Mission	Allocations Paid
2023	109	45	0	2	\$152,731	8060	3263	3263	7975	Y
2022	109	44	0	9	\$120,589	6600	2473	2473	6054	N
2021	105	57	1	0	\$292,283	16000	6750	6750	16500	Y

NORTH DALLAS CONNECTIONS



Church Information

Pastor:

Jason Potnick

Start Date

05/10

Church Address

1601 Richland Dr. Richardson,
TX 75081

Church Phone

(214) 862-7871

AVERAGE WORSHIP
ATTENDANCE

8

NEW NAZARENES

0

AVERAGE NDI
ATTENDANCE

8

CHURCH INCOME

\$34,060.00

FUNDING THE MISSION

WEF

262%

EDU

108%

P&B

258%

DIST

109%

Reporting Year	Membership	Average Worship Attendance	Baptisms	New Nazarenes	Church Income	WEF Paid	P&B Paid	Edu / SNU Paid	District Mission	Allocations Paid
2023	2	8	0	0	\$34,060	4300	1732	732	1788	Y
2022	2	8	0	0	\$37,850	5200	1773	473	2805	N
2021	2	7	0	0	\$34,460	4100	900	0	3600	N

OVILLA ROAD



Church Information

Pastor:

Chip Lee

Start Date

12/1/2019

Church Address

315 W Ovilla Rd Glenn Heights
TX 75154

Church Phone

8067866153

Church Website

www.ovillaroadnaz.com

AVERAGE WORSHIP
ATTENDANCE

15

NEW NAZARENES

3

AVERAGE NDI
ATTENDANCE

15

CHURCH INCOME

\$28,435.00

Please tell us how your church is reaching out "beyond the walls" of your church. And how are you interacting with your community?

Ovilla Road Church of the Nazarene is firmly planted in our community and continues to look for ways to reach our community even more. As a bi-vocational pastor working as an educator in a school within our community I have the privilege to be on the front lines with others in our community. God is using us in the schools in our community as we have several educators and students being Christ inside the walls. This has been evidenced in youth inviting their peers to church and those no's turning into positive responses as they have started to gradually start attending some services. Another development is our partnership with the Least of Saints Motorcycle club. It started out as a men's prayer breakfast and has moved to a bible study and plans of setting up prayer tents and events at the church to reach our community together.

FUNDING THE MISSION

WEF

27%

EDU

28%

P&B

28%

DIST

27%

Reporting Year	Membership	Average Worship Attendance	Baptisms	New Nazarenes	Church Income	WEF Paid	P&B Paid	Edu / SNU Paid	District Mission	Allocations Paid
2023	97	15	0	3	\$28,435	420	181	181	420	N
2022	98	21	2	2	\$21,580	0	10	0	0	N
2021	106	17	0	0	\$14,711	763	327	327	762	N

PALESTINE



Church Information

Pastor:

Don Gardner

Start Date

4/22

Church Address

1850 E Highway 84 E Palestine,
Texas 75801

Church Phone

(615) 512-8079

AVERAGE WORSHIP
ATTENDANCE

20

NEW NAZARENES

0

AVERAGE NDI
ATTENDANCE

17

CHURCH INCOME

\$69,791.00

Please tell us how your church is reaching out "beyond the walls" of your church. And how are you interacting with your community?

We are challenging our members and attendees to "see the person on the other side of the counter", and to recognize they are people with real-life issues who need to connect with someone who can help; remembering that they need Jesus too, and that our mission is to be Christlike to be attractive to everyone who needs the Lord. Through this, we have seen several new folks from the community visit and some have returned and stayed with us. We are actively praying for our neighbors and reaching out as we have the opportunity. People respond well to activities that include cooking out and/or potlucks. It's all about connection and relationship. We've had three mission-emphasis events, including a Zone missions rally, with good turnouts and great offerings for missionaries. Our focus is on seeking the Will of God, being filled with His Holy Spirit, and making Christlike Disciples in obedience to the Word of God.

FUNDING THE MISSION

WEF

98%

EDU

99%

P&B

100%

DIST

54%

Reporting Year	Membership	Average Worship Attendance	Baptisms	New Nazarenes	Church Income	WEF Paid	P&B Paid	Edu / SNU Paid	District Mission	Allocations Paid
2023	41	20	1	0	\$69,791	3605	1493	1486	1991	N
2022	42	25	0	2	\$63,400	3393	1356	1356	3315	Y
2021	46	22	0	5	\$70,463	3784	1499	1499	3663	N

PITTSBURG



Church Information

Pastor:

Kevin Harris

Start Date

02/21

Church Address

350 CR 2110 Pittsburg, TX 75686

Church Phone

(903) 563-5857

Church Website

facebook.com/Pittsburgnazarene

AVERAGE WORSHIP
ATTENDANCE

13

NEW NAZARENES

0

AVERAGE NDI
ATTENDANCE

13

CHURCH INCOME

\$60,616.00

Please tell us how your church is reaching out "beyond the walls" of your church. And how are you interacting with your community?

In coordination with Mt Pleasant Journey Nazarene, we have had events at both churches designed to create environments to invite friends, family, and neighbors to. A few of these events were: a Miles Pike Concert and a hayride, both held in Pittsburg; a Thanksgiving Service and dinner, and a Christmas family event by Trey and Candice Brooks "Saint to Santa". All four events were well attended and supported by both church congregations. We also had a community project event to bake cookies and deliver them to the local community support organizations. This year we delivered cookies to the police and sheriff's office. Next year we will expand our reach.

FUNDING THE MISSION

WEF

105%

EDU

105%

P&B

105%

DIST

105%

Reporting Year	Membership	Average Worship Attendance	Baptisms	New Nazarenes	Church Income	WEF Paid	P&B Paid	Edu / SNU Paid	District Mission	Allocations Paid
2023	51	13	0	0	\$60,616	3334	1364	1364	3334	Y
2022	52	12	0	0	\$50,455	3001	1145	1145	2799	Y
2021	53	15	0	0	\$43,710	2402	984	984	2403	Y

POTTSBORO NEW START



Church Information

Pastor:

Daniel Turner

Start Date

02/2003

Church Address

2806 Windsor Dr. Sherman, TX
75092

Church Mailing Address

PO BOX 1202 Sherman, TX
75091

Church Phone

(903) 814-8870

Church Website

AVERAGE WORSHIP
ATTENDANCE

11

NEW NAZARENES

0

AVERAGE NDI
ATTENDANCE

5

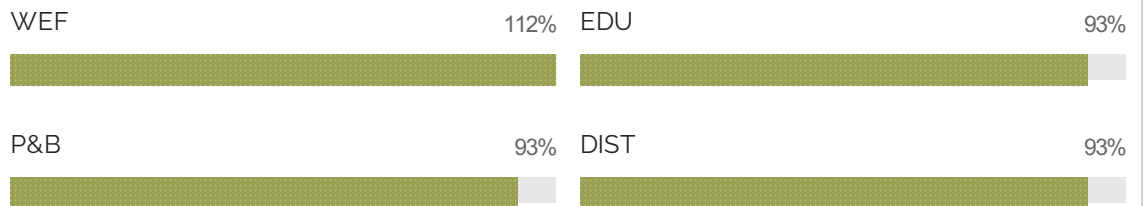
CHURCH INCOME

\$8,550.00

Please tell us how your church is reaching out "beyond the walls" of your church. And how are you interacting with your community?

Besides gathering weekly for worship -- encouraging one another and equipping each one for service -- our primary emphasis is "serving as Christ's Ambassadors in our world". As we learn and grow in the grace and knowledge of our Lord and Savior Jesus Christ, we understand our role and responsibility to go into the world and let our light shine for God as we live for Him. Each person connects with those around them -- neighbors, co-workers, fellow students, etc. No matter the venue in which we find ourselves, we realize that we represent Christ; that in fact, we may be the only version of Jesus that someone sees. All of this takes place outside the walls and comfort of our community of faith. Yet, that is our task and the purpose for which we are dedicated.

FUNDING THE MISSION



Reporting Year	Membership	Average Worship Attendance	Baptisms	New Nazarenes	Church Income	WEF Paid	P&B Paid	Edu / SNU Paid	District Mission	Allocations Paid
2023	0	11	0	0	\$8,550	500	170	170	416	N
2022	0	11	1	0	\$7,900	500	169	169	413	Y
2021	0	11	0	0	\$5,090	500	113	113	275	Y

RENOVACION



Church Information

Pastor:

Sigrid Blandon

Start Date

04/13

Church Address

604 Rike St, McKinney, TX,
75069

Church Mailing Address

3809 Ramble Creek Dr,
McKinney, TX, 75071

Church Phone

(214) 944-7260

Church Website

<https://www.facebook.com/renovacionnazareno/>

AVERAGE WORSHIP
ATTENDANCE

69

NEW NAZARENES

11

AVERAGE NDI
ATTENDANCE

69

CHURCH INCOME

\$73,017.00

FUNDING THE MISSION

WEF

0%

EDU

100%

P&B

100%

DIST

99%

Reporting Year	Membership	Average Worship Attendance	Baptisms	New Nazarenes	Church Income	WEF Paid	P&B Paid	Edu / SNU Paid	District Mission	Allocations Paid
2023	41	69	2	11	\$73,017	0	1645	1645	4013	N
2022	32	50	4	4	\$66,885	0	1501	1501	3663	N
2021	34	40	0	7	\$39,829	0	896	896	2190	N

RESTAURACION



Church Information

Pastor:

Felix Torres

Start Date

10/21

Church Address

1624 Wynn Joyce Rd. Garland

Church Phone

N/a

Church Website

[N/A](#)

AVERAGE WORSHIP
ATTENDANCE

87

NEW NAZARENES

11

AVERAGE NDI
ATTENDANCE

35

CHURCH INCOME

\$58,544.00

Please tell us how your church is reaching out "beyond the walls" of your church. And how are you interacting with your community?

Doy gracias al Señor por el privilegio de servir en la Iglesia del Nazareno Restauración en Garland, Tx. Estamos impactando la comunidad con las personas sin hogar, en adición, celebramos para los niños de la comunidad el regreso a la escuela, ofreciend útiles escolares con la cooped los hermanos y amigos. También celebramos en el verano nuestra BVS con la ayuda de nuestros jóvenes asistiendo como recursos en las clases y juegos. También en el verá celebramos nuestro concierto para toda la juventud, en el cual invitamos y contamos con la participación de diferentes ministerios de adoración de otras iglesias. Tenemos nuestro ministerio de compasión y repartimos en las familias de la comunidad despensas y ropas, conforme a sus necesidades..

FUNDING THE MISSION

WEF

116%

EDU

105%

P&B

105%

DIST

105%

Reporting Year	Membership	Average Worship Attendance	Baptisms	New Nazarenes	Church Income	WEF Paid	P&B Paid	Edu / SNU Paid	District Mission	Allocations Paid
2023	62	87	0	11	\$58,544	3537	1307	1307	3195	Y
2022	53	34	0	8	\$53,270	3053	789	789	3409	N
2021	49	41	0	0	\$40,426	1186	876	875	2139	N

RICHARDSON



AVERAGE WORSHIP
ATTENDANCE

419

NEW NAZARENES

18

AVERAGE NDI
ATTENDANCE

178

CHURCH INCOME

\$1,251,336.00

Church Information

Pastor:

Chris Galloway

Start Date

01/13

Church Address

2101 E. Renner Rd. Richardson,
TX 75082

Church Phone

(217) 570-5600

Church Website

www.yourchurch.org

Please tell us how your church is reaching out "beyond the walls" of your church. And how are you interacting with your community?

We are continuing to build relationships with our community. As God opens doors, we are stepping outside the walls of the church to minister to area apartments, community events, and by providing pastoral care in as many forms as possible. Our church is becoming more diverse as new ethnicities are stepping into leadership roles. God is moving and we are thrilled to see what He does next!

FUNDING THE MISSION

WEF

103%

EDU

99%

P&B

99%

DIST

99%

Reporting Year	Membership	Average Worship Attendance	Baptisms	New Nazarenes	Church Income	WEF Paid	P&B Paid	Edu / SNU Paid	District Mission	Allocations Paid
2023	376	419	9	18	\$1,251,336	67200	26550	26550	64900	N
2022	365	368	2	6	\$1,158,293	61800	24390	24390	49051	N
2021	404	368	2	14	\$1,357,451	77885	28772	28772	70331	N

ROUND UP COWBOY



Church Information

Pastor:
John Spencer

Start Date
06/20

Church Address
8327 FM 1827

Church Phone
(972) 800-3819

Church Website
lscnevada.org

AVERAGE WORSHIP
ATTENDANCE

207

NEW NAZARENES

6

AVERAGE NDI
ATTENDANCE

130

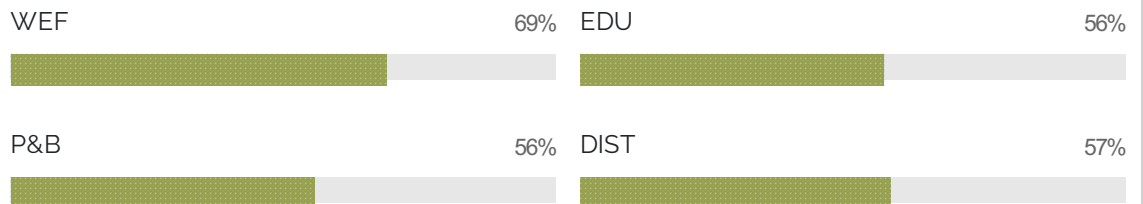
CHURCH INCOME

\$176,981.00

Please tell us how your church is reaching out "beyond the walls" of your church. And how are you interacting with your community?

*RUCC is listed as a contact by the local fire department as a responder/help when needed. We responded to one fire this past year and provided foods, drinks and prayer to those responding and affected. *We participated in each of the parades of both Blue Ridge and Farmersville. *We participated in the Blue Ridge High School Spring Day with our Wagon Train giving rides. *We participated with the local Baptist Church with a July 4th celebration by giving Wagon Train rides. *We opened our parking lot to a local utility company to park their equipment inside our gates while they work this area to keep their equipment and vehicles safe from theft.

FUNDING THE MISSION



Reporting Year	Membership	Average Worship Attendance	Baptisms	New Nazarenes	Church Income	WEF Paid	P&B Paid	Edu / SNU Paid	District Mission	Allocations Paid
2023	115	207	3	6	\$176,981	6521	2198	2198	5371	N
2022	111	100	4	8	\$127,945	6671	1251	1251	3057	N
2021	104	90	3	25	\$123,843	6457	2574	2574	6346	N

SOUL FLIGHT MINISTRY



Church Information

Pastor:

Marty Hill

Start Date

9/19

Church Address

713 Escapade Ct., Midlothian,
TX, 76065

Church Mailing Address

P.O. Box 763745, Dallas, TX,
75376

Church Phone

214-344-0292

AVERAGE WORSHIP
ATTENDANCE

0

NEW NAZARENES

0

AVERAGE NDI
ATTENDANCE

0

CHURCH INCOME

\$0.00

FUNDING THE MISSION

WEF

0%

EDU

0%

P&B

0%

DIST

0%

Reporting Year	Membership	Average Worship Attendance	Baptisms	New Nazarenes	Church Income	WEF Paid	P&B Paid	Edu / SNU Paid	District Mission	Allocations Paid
2023	0	0	0	0	\$0	0	0	0	0	N
2022	0	8	0	0	\$0	0	0	0	0	N
2021	0	8	0	0	\$0	0	0	0	0	N

SULPHUR SPRINGS



Church Information

Pastor:
Gwendolyn Williams

Start Date
05/22

Church Address
1300 S League Street Sulphur
Springs, TX 75482

Church Phone
(903) 885-4725

Church Website
www.ssnazarene.com

AVERAGE WORSHIP
ATTENDANCE

39

NEW NAZARENES

0

AVERAGE NDI
ATTENDANCE

39

CHURCH INCOME

\$95,369.00

FUNDING THE MISSION

WEF

0%

EDU

0%

P&B

0%

DIST

0%

Reporting Year	Membership	Average Worship Attendance	Baptisms	New Nazarenes	Church Income	WEF Paid	P&B Paid	Edu / SNU Paid	District Mission	Allocations Paid
2023	45	39	2	0	\$95,369	0	0	0	0	N
2022	46	35	0	0	\$76,988	50	0	0	0	N
2021	48	45	0	0	\$96,956	190	0	0	0	N

TEXARKANA FIRST



Church Information

Pastor:

Paul Davis

Start Date

10/22

Church Address

6241 Saint Michael Drive
Texarkana, Texas 75503

Church Mailing Address

PO Box 6470 Texarkana TX
75505

Church Phone

(430) 275-1610

Church Website

www.netxnaz.net

AVERAGE WORSHIP
ATTENDANCE

119

NEW NAZARENES

4

AVERAGE NDI
ATTENDANCE

55

CHURCH INCOME

\$277,917.00

Please tell us how your church is reaching out "beyond the walls" of your church. And how are you interacting with your community?

As I have just come on board as Lead Pastor for Texarkana First Church of the Nazarene and the church has been in transition. I have been highly encouraged by the way the congregation has begun to reach out to the community after not being able to because of the COVID pandemic. They have done so by having a Trunk or Treat event at the new church campus. The event turned out to be a great event for sharing with the new community. TFCN has also done an Easter Car Hop telling the resurrection story as the kids went to each car. I know that I was blessed and those working at the event were blessed. Plus, showing teachers appreciation with cookies in local schools. God is doing some great things in Texarkana. As a church, we plan on working where God is working! Great things are going to happen in the future. Praise be to God!

FUNDING THE MISSION

WEF

105%

EDU

105%

P&B

104%

DIST

105%

Reporting Year	Membership	Average Worship Attendance	Baptisms	New Nazarenes	Church Income	WEF Paid	P&B Paid	Edu / SNU Paid	District Mission	Allocations Paid
2023	407	119	4	4	\$277,917	15188	6208	6240	15265	Y
2022	408	79	0	0	\$317,804	16724	6899	6825	16688	Y
2021	415	78	0	0	\$296,006	15684	6487	6961	17018	Y

THE ASSEMBLY OF SAINTS



Church Information

Pastor:

Thomas Bonkandja

Start Date

June 2023

Church Address

2427 Finley, Irving TX 75062

Church Phone

(469) 616-4933

Church Website

www.netxnaz.net

AVERAGE WORSHIP
ATTENDANCE

30

NEW NAZARENES

0

AVERAGE NDI
ATTENDANCE

27

CHURCH INCOME

\$0.00

Please tell us how your church is reaching out "beyond the walls" of your church. And how are you interacting with your community?

The N/E Texas district is pleased to welcome this new Parent Affiliated Congregation. This church plant is one of the few French-speaking Christian congregations in the Dallas Metroplex. We envision this fellowship becoming a thriving church home where Congolese Christians can carry out the Great Commission to the growing Congolese and mid-African community in the Dallas metroplex. We believe God wants the next generation of these families to be equipped for life-long discipleship and ministry.

FUNDING THE MISSION

WEF

0%

EDU

0%

P&B

0%

DIST

0%

Reporting Year	Membership	Average Worship Attendance	Baptisms	New Nazarenes	Church Income	WEF Paid	P&B Paid	Edu / SNU Paid	District Mission	Allocations Paid
2023	0	30	0	0	\$0	0	0	0	0	N
2022	0	0	0	0	\$0	0	0	0	0	N
2021	0	0	0	0	\$0	0	0	0	0	N

THE HAVEN



Church Information

Pastor:

Ron Adams

Start Date

12/19

Church Address

1513 S. Belt Line Road Grand
Prairie, TX 75051

Church Mailing Address

PO BOX 531594 Grand Prairie,
TX 75053

Church Phone

(972) 262-7192

Church Website

www.thehavengp.org

AVERAGE WORSHIP
ATTENDANCE

171

NEW NAZARENES

22

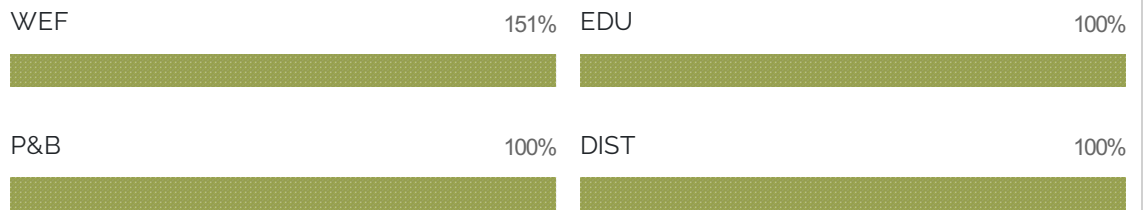
AVERAGE NDI
ATTENDANCE

146

CHURCH INCOME

\$189,251.00

FUNDING THE MISSION



Reporting Year	Membership	Average Worship Attendance	Baptisms	New Nazarenes	Church Income	WEF Paid	P&B Paid	Edu / SNU Paid	District Mission	Allocations Paid
2023	282	171	6	22	\$189,251	14575	3957	3957	9673	Y
2022	263	92	4	19	\$211,947	10685	4371	4371	10684	N
2021	285	75	0	25	\$163,805	9618	3413	3413	8341	N

THE SHEPHERDS HOUSE



Church Information

Pastor:

Randall Harrell

Start Date

June 4, 2023

Church Address

3221 Mockingbird Ln.
Midlothian, TX 76065

Church Phone

(972) 723-9922

Church Website

shepherdshousechurch.org

AVERAGE WORSHIP
ATTENDANCE

67

NEW NAZARENES

0

AVERAGE NDI
ATTENDANCE

10

CHURCH INCOME

\$220,262.00

Please tell us how your church is reaching out "beyond the walls" of your church. And how are you interacting with your community?

What a wonderful and warm welcome we have experienced from The Shepherd's House Church Family. We are loving getting to know the great people who make up our new church family. Though we have many different aspects of ministry that we are facing, we serve an even greater God who is able to do immeasurably more than all we can ask or imagine! We are looking forward with Great Expectations to join with God in seeing His Kingdom advanced as we seek to serve and honor Him and our community!

FUNDING THE MISSION

WEF

79%

EDU

113%

P&B

113%

DIST

113%

Reporting Year	Membership	Average Worship Attendance	Baptisms	New Nazarenes	Church Income	WEF Paid	P&B Paid	Edu / SNU Paid	District Mission	Allocations Paid
2023	35	67	1	0	\$220,262	9265	5409	5409	13223	N
2022	51	68	2	8	\$226,501	12042	4789	4789	11619	N
2021	44	67	3	3	\$224,740	12088	4841	4840	11833	Y

VIDA A LAS NACIONES



Church Information

Pastor:

Arnoldo Toj

Start Date

05/02

Church Address

516 N. Ross Ave.

Church Phone

(903) 312-5120

Church Website

netxnaz.net

AVERAGE WORSHIP
ATTENDANCE

45

NEW NAZARENES

2

AVERAGE NDI
ATTENDANCE

51

CHURCH INCOME

\$16,493.00

Please tell us how your church is reaching out "beyond the walls" of your church. And how are you interacting with your community?

We have worked with people in our community relating to them through personal relationships, community work helping people who are homeless, and discipling people to be effective in winning another to the kingdom of God.

FUNDING THE MISSION

WEF

0%

EDU

104%

P&B

104%

DIST

104%

Reporting Year	Membership	Average Worship Attendance	Baptisms	New Nazarenes	Church Income	WEF Paid	P&B Paid	Edu / SNU Paid	District Mission	Allocations Paid
2023	29	45	2	2	\$16,493	0	388	388	948	N
2022	32	32	0	0	\$16,320	0	283	283	692	N
2021	45	38	0	0	\$16,561	0	0	0	0	N

WHISPERING PINES



Church Information

Pastor:

Jeff Karlson

Start Date

12/05

Church Address

170 CR 3811 Hawkins, TX 75765

Church Phone

(903) 363-8338

Church Website

<https://whisperingpineschurch.org/>

AVERAGE WORSHIP
ATTENDANCE

11

NEW NAZARENES

0

AVERAGE NDI
ATTENDANCE

18

CHURCH INCOME

\$22,370.00

FUNDING THE MISSION

WEF

0%

EDU

0%

P&B

0%

DIST

0%

Reporting Year	Membership	Average Worship Attendance	Baptisms	New Nazarenes	Church Income	WEF Paid	P&B Paid	Edu / SNU Paid	District Mission	Allocations Paid
2023	21	11	0	0	\$22,370	0	0	0	0	N
2022	21	13	0	0	\$31,039	1530	557	557	1362	N
2021	22	16	1	0	\$34,392	1576	771	771	1884	N